

CAHIER DU LAMSADE

249

mars 2007

A Hierarchical Model for Transactional Web Service
Composition in P2P Networks

Joyce El Haddad, Maude Manouvrier, Marta Rukoz

A Hierarchical Model for Transactional Web Service Composition in P2P Networks

Joyce El Haddad¹

Maude Manouvrier¹

Marta Rukoz^{1,2}

¹LAMSADE, University of Paris Dauphine, France
{elhaddad,manouvrier}@lamsade.dauphine.fr

²University of Paris X Nanterre, France
marta.castillo@u-paris10.fr

Abstract

The recent approaches for Web services composition tend to integrate heterogeneous business processes executed in Peer-to-Peer networks. In such networks, component Web services are invoked on independent peers and are orchestrated according to the transactional requirements defined by the designers or the users of the composite Web service. Since component Web services can be dynamically invoked and are generally implemented as black boxes, concurrency between them may appear. This paper presents the transactional execution model of composite Web services exploiting the transactional properties of their component Web services. The proposed concurrency control is ensured by a decentralized serialization graph based on an optimistic protocol and on the hierarchical structure of the composition. The globally correct execution of the composite Web service is achieved by communication among dependent subtransactions and the peers they have accessed.

1. Introduction

With the proliferation of e-business technologies, service-oriented computing is becoming increasingly popular. Access to data and documents is provided by services which can range from simple read/write operations on data items to complex business functions like scheduling a trip. An important challenge is to combine service invocations into a coherent whole by means of composition. Services that enter into compositions with other services may have transactional properties. These transactional properties may be exploited in order to derive composite services which themselves exhibit certain transactional properties.

This poses, however, several new research problems. For instance, how can one at the same time create Web

service compositions tailored to each user and ensure their correct execution. Moreover, this kind of “à la carte” composition brings about issues such as managing concurrent access to resources and ensuring a correct execution in accordance with users’ requests and preferences. These issues are even more difficult to resolve in a peer-to-peer environment that inherently lacks global control.

Most approaches to Web service composition can be classified into two main classes: those based on workflows [1] [2] [8] and those based on advanced transactional models [6] [7] [14] [16]. The first class enables a certain degree of flexibility, but lacks sound mechanisms for correctness and concurrency control. On the other hand, advanced transactional models [9] [11] handle concurrency but are found lacking functionality and performance when used for applications that involve dynamic composition of heterogeneous services in a peer-to-peer context. Their limitations come mainly from their inflexibility to incorporate different transactional semantics as well as different interactions patterns into the same structured transaction.

To the best of our knowledge, defining a transaction with a particular set of properties and ensuring that every execution will preserve these properties remains a difficult and open problem. Our work is a step towards solving this problem. As will be seen, we support user-tailored composition, by creating a multi-level hierarchy of Web services, similar to a workflow specification, where composition can be specified using logical connectors. At the same time, we take advantage of results in database open nested transaction protocols [15] to manage concurrent accesses and ensure correctness. In this paper, we propose a transactional approach for reliable Web services compositions by ensuring the constraints required by the users. From a transactional point of view, we consider a composite Web service as a structured transaction and component Web services as

subtransactions. We use the user's requirements as a correctness criterion. Indeed, the constraints and preferences specified by the users over the set of services that participate in a transaction have to be a part of the execution of the composite service.

The remainder of the paper is organized as follows. Section 2 introduces a motivating example and gives the main point which has driven our approach. In section 3, we present the composite Web service transaction model. Section 4 describes our concurrency control of the composite Web services model and illustrates how our approach proceeds, using the user's requirements, to compose reliable Web services. In section 7, we discuss some related work. Section 8 concludes and gives perspectives.

2. Motivating example

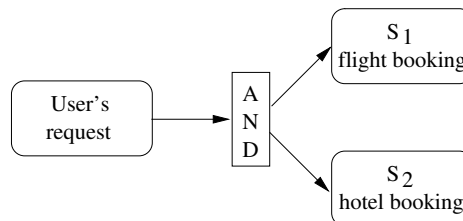
In order to analyze the requirements of composite Web services transactions, we consider as a working and a motivating example a scenario of an online trip reservation. It involves three Web-based autonomous businesses that provide specialized services: S_1 providing flight reservation, S_2 providing hotel reservation and S_3 providing B&B accommodation. These services can be composed into several composite Web services in order to provide packages which can be chosen by the customers such as:

- *Package1* that consists of booking a flight and a reservation of a room hotel;
- *Package2* that consists of booking a flight and a reservation of either a room in an hotel or in a B&B;
- *Package3* that simply consists of booking a flight ticket.

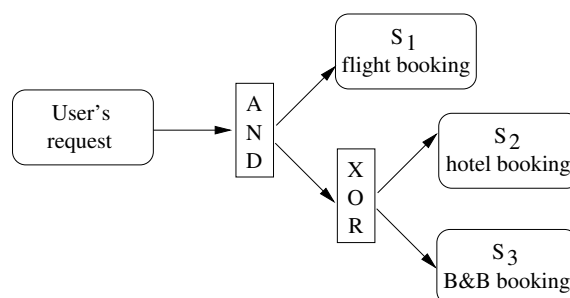
As illustrated in Figure 1, *Package1* is a workflow skeleton composed of Web services S_1 and S_2 . *Package2* a workflow skeleton composed of Web services S_1 , S_2 and S_3 . *Package3* is the elementary Web service S_1 .

Example. Let us consider the example of a trip scheduling where a customer wants to reserve for three different persons at the same time. The trip scheduling consists of booking a *Package1* for a first person, a *Package2* for a second person and only a flight for the customer himself. In this example, the customer wants to be sure that the trip is valid if he has his flight ticket and at least one of the two other persons could have his package. As depicted in Figure 2, the reservation request of the customer (*Package1* OR *Package2*) AND *Package3* is defined using the AND-split and the OR-split patterns. If the first part of the trip scheduling fails (i.e. (*Package1* OR *Package2*) is false) then the customer is stuck with a flight ticket. In that case, nobody travels

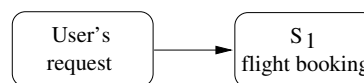
and it is a valid option to cancel the whole trip. However, if someone of the first part has its package valid and the customer has his flight ticket too, then the whole trip is valid.



(a) Workflow of *Package1*



(b) Workflow of *Package2*



(c) Workflow of *Package3*

Figure 1 - Packages for online trip reservations.

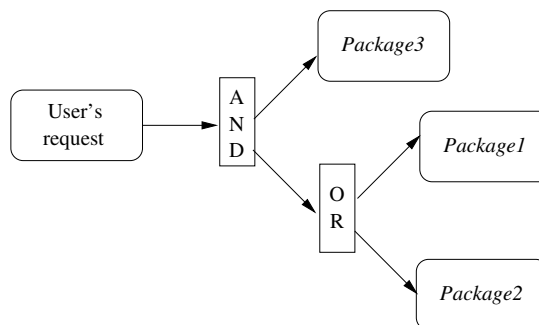


Figure 2 - Online trip reservation request.

The following points introduce our approach and its concepts.

Example. Back to the example of trip scheduling, the customer wishes to establish a transactional dependency between the services that corresponds to its preferences (*Package1* OR *Package2*) AND *Package3*. The only possible outcome of the combined use of the Web

services with traditional ACID propriety (i.e. atomicity is all-or-none) is:

- the three flight reservations, the two hotel reservations or one hotel reservation and one B&B reservation are committed.

However, the customer wishes to establish a transactional dependency between the services so that the following defined outcomes of the combined use of the Web services are possible:

- the three flight reservations, the two hotel reservations or one hotel reservation and one B&B reservation are committed;
- the two flight reservations and either the one hotel reservation or the one B&B reservation are committed;
- the two flight reservations and the one hotel reservation are committed.

This example motivates our research to provide users with a mean to express their acceptable atomicity level and the correct execution of the composite service regards to their preferences. In the rest of the paper we present an appropriate transactional model for the composition of Web services with transactional properties that solves the above issues.

3. Hierarchical transactions for Web services

This section summarizes the basic assumptions of our approach.

3.1. Architecture

We adopt peer-to-peer architecture as it is widely used for various Web-based distributed applications. Peer-to-peer has many advantages including, dynamic communication, enhanced reliability without suffering from single point of failures, and load sharing among peer systems. The proposed architecture comprises various components including user application (i.e. the customer), service packages (i.e. composite Web services) and system model (i.e. peer or component Web services). In the following, we describe these components.

3.1.1. User application and service packages. A user application component acts as a consumer of the (composite) Web service. It invokes operations on the (composite) service in order to perform various tasks. For example, a user may use the (composite) service to book a flight, reserve a room in a hotel or in a B&B. In other terms, each composite Web service can be viewed as a black box. Its interface provides several packages, which can be selected and/or combined by the users. A service package corresponds to the invocation of one or several component Web services.

Component Web services of a composite service are generally developed by individual organizations. In the proposed model each (composite) service is self-coordinated, autonomous and performs various functions including: (i) receiving service activation requests from the user application or from a peer, (ii) invoking operations on the underlying component services, (iii) receiving notification of the execution completion from peer and changing its state accordingly, (iv) exchanging input and output data and (v) other message communication such as reporting failures, cancellation of requests, and stopping the service execution.

3.1.2. System Model. Our model is based on the peer-to-peer environment of [13] with the following assumptions:

- Without loss of generality, each peer provides one service. This service can be invoked using its interface and is executed as local database transaction.
- The peers are independent and services are not replicated on different peers.
- A peer may provide a compensation service that semantically undoes the effect of the invocation of the original service. The operation of the compensation service strongly depends on the semantics of the original service. The compensation might also be an "empty" service.
- Each service provides one of two kinds of resources: resources handling acquisition operations (e.g. flight tickets) and resources handling read/write operations (e.g. bank account). For the latter, each service maintains only one resource. For the former, each service can maintain several resources. In both cases and for each resource, a peer maintains a log file where it stores the identifiers of the transactions invoking the service on this resource. Using this information, a peer can derive conflicts between transactions that have invoked the same service on the same resource.

3.2. Transactional composite Web service

Returning to our online trip reservation scenario from above, where a customer wants to schedule a travel according to its following restriction: (*Package1 OR Package2*) AND *Package3*. Usually, interactions between the services that offer the resources and the users interested in them are encapsulated within a transaction. Since our system model is based on a peer-to-peer network, the open nested transaction model [15] seems to be best suited. Under this model, a transaction can launch any number of subtransactions, which, in turn, can launch any number of subtransactions, thus forming a

transaction hierarchy. Each subtransaction can in turn be an open nested transaction. The transaction which is not enclosed in any transaction is called the root transaction. Each leaf subtransaction is viewed as a normal flat transaction in the system and corresponds to a service invocation. That is, only leaves of the transaction hierarchy can perform the Web services invocations and are executed independently. Non-leaf subtransactions organize the control flow and determine when to execute subtransactions. Transactions having subtransactions are called parents, and their subtransactions are their children. In the following, we use the term transaction to denote both root transaction and subtransactions. The transaction identifiers reflect the hierarchy: the children of a transaction T_j are identified by T_{jk} , $k \geq 1$.

Example. Consider again the example of the online trip reservation. As depicted is Figure 3, the root transaction T_1 corresponds to the customer request and the logical expression $((T_{11} \vee T_{12}) \wedge T_{13})$ to its restriction. This transaction is a hierarchy of three subtransactions: T_{11} modelling Package1, T_{12} modelling Package2 and T_{13} modelling Package3. The logical expressions of T_{11} , T_{12} , T_{13} correspond to the packages' workflow patterns.

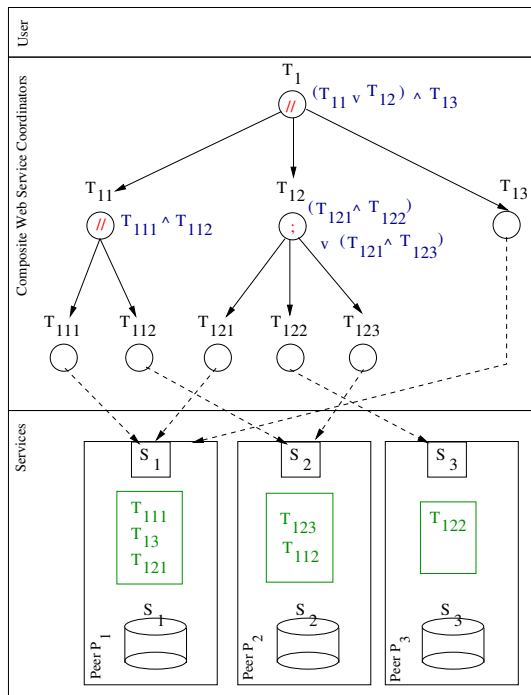


Figure 3- Example of a transaction hierarchy.

To exploit the inherent potential of open nested transactions and their advantages, the degree of intra-transaction parallelism should be as high as possible. In such transactional model only siblings may be performed

concurrently. Since some transactions in a hierarchy are executed in parallel, concurrency control among them is needed.

3.3. Composite Web service orchestration

Web service composition is generally accomplished in different phases. The first phase handles the orchestration of the component Web services which are discovered. It selects appropriate services and constructs the execution flow for those services. The second phase presented in the next Section concerns the concurrency control of the composite Web service execution.

Component Web services are executed according to the execution order required by the composite service. For instance, in the online travel reservation example, a flight reservation service could be executed prior to the execution of a hotel reservation service. The execution flow of a composite service is constructed such that it conforms to the execution requirements of the customer (i.e. user application). We define some basic rules in order to construct an execution flow for the component services and the related transactions:

- Sequential ($S_1;S_2$): A component service, S_2 , must follow the execution of another component service, S_1 . For instance, a flight reservation service should be executed before a B&B accommodation service which should be executed after the execution of an hotel reservation service. Therefore, as depicted in Figure 3, transaction T_{122} corresponding to the hotel reservation service is executed in sequential with T_{123} that corresponds to the B&B accommodation service.
- Parallel ($S_1//S_2$): This allows component services, S_1 and S_2 to be executed concurrently. For example, the flight reservation service and the hotel reservation service can be executed in parallel. Therefore, as depicted in Figure 3, transaction T_{111} corresponding to the flight reservation service is executed in parallel with T_{112} that corresponds to the hotel reservation service.

4. Execution model

This section addresses the concurrency control issue between the transactions of the hierarchy. This is ensured by the collaboration of peers and of transactions. In fact, we assume that there is a conflict between two or more transactions when they invoke the same service on the same resource. Our approach is based on an optimistic concurrency control. Thus, a transaction invokes a service without checking for conflicts, i.e. conflicts are detected afterwards. Indeed, each transaction of the hierarchy manages its own serialization graph

comprising the conflicts in which the transaction is involved in.

4.1. Peer resource management

As mentioned above, for each resource of a service S_i a peer P_i maintains a log file where it stores the identifiers of the active transactions invoking S_i for this resource. Since service S_i maintains either n_i acquisition resources (i.e. $n_i \geq 1$) or one read/write resource (i.e. $n_i = 1$), an instance of a log file for a resource contains the queue of transaction invocations.

When the peer service provides $n_i \geq 1$ resource acquisitions, the completion of a transaction decreases the value of n_i . The completion of n_i transactions involves the failure of all the transactions following the completed ones on the same service invocation.

When the peer service provides a read/write resource (i.e. $n_i = 1$), the failure of a transaction T_j decreases the value of n_i and involves the failure of all the following transactions invoking the same service.

4.2. Peer transactional layer

The message exchange between peers and leaf transactions performs the following:

- When service S_i of peer P_i is invoked by an active transaction T_j , then if the execution of S_i is not possible ($n_i = 0$), peer P_i sends to T_j an error message. Otherwise, peer P_i stores the service invocation of T_j into its local log file, executes S_i and sends its log file to T_j with the service result. Figure 3 presents an example. The log file of service S_i points out that transaction T_{111} precedes transaction T_{13} which precedes transaction T_{12} on the invocation of service S_i . When peer P_i receives the invocation of service S_i by transaction T_{121} , it sends to T_{121} the result service invocation and its log file indicating that transactions T_{111} and T_{13} have invoked the same service on the same resource before T_{121} .
- When peer P_i receives a message indicating that a transaction T_j completes (resp. fails), P_i updates its log file. Then, peer P_i analyzes its log file and informs all the transactions following T_j on the same service resource that either they have to fail, if $n_i = 0$, or that T_j is completed (resp. has failed), if $n_i > 0$. Moreover, if a compensate service exists, the failure of T_j involves the invocation of the compensate service by a new transaction. For example, let suppose peer P_i of Figure 3 receives a message indicating that transaction T_{111} completes. If only one flight seat is available ($n_i = 1$ before T_{111} completes), then peer P_i decreases the value of n_i and sends to T_{13} and T_{121} a

message indicating they have to fail. In return, if P_i receives a message indicating that transaction T_{111} is failed, then it invokes a compensation service, if such service exists, and informs T_{13} and T_{121} that T_{111} has been failed.

4.3. Serialization graph construction

As we mentioned before, we use an optimistic concurrency control, where each transaction manages its own serialization graph. This graph allows a transaction to detect non-serializable execution between their subtransactions. In this case, one of its subtransactions has to fail.

The graph of a leaf transaction is build from the log file sent by the peers whose services have been invoked. The serialization graph of a non-leaf transaction is induced by the graphs sent by its children. In both cases, two steps appear. Firstly, a transaction T_j updates its graph by merging its previous graph with the graph(s) or the log file received. Secondly, the transaction T_j replaces the identifiers of the transactions appearing in the graph by the identifiers of transactions appearing on the same level than T_j in the hierarchy (i.e. reducing the size of transaction identifiers from the end). The serialization graphs of the example transactions of Figure 3 are represented in Figure 4. The graph of leaf transaction T_{13} is computed from the message of peer P_i indicating that the invocation of S_i by T_{13} is preceded by the invocation of the same service by T_{111} on the same resource. Thus, the graph of T_{13} is $T_{111} \rightarrow T_{13}$. After restructuring the transaction identifiers, the graph becomes $T_{11} \rightarrow T_{13}$.

The inferred serialization graphs are transferred bottom-up: from the peers to the leaves and then up to the root via the intermediate transactions.

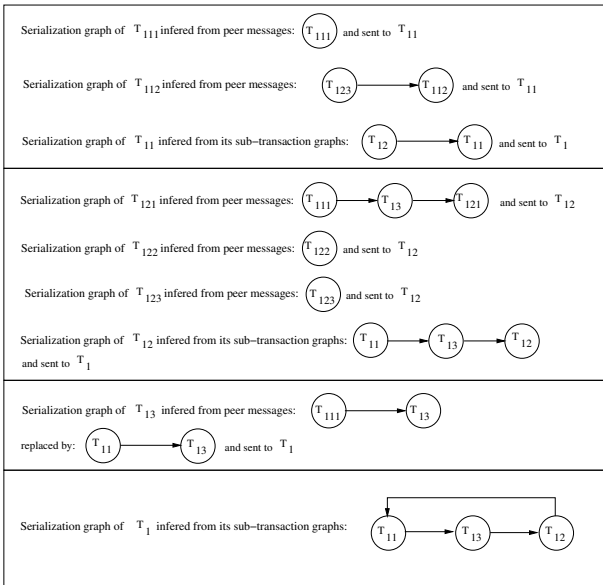


Figure 4. Serialization graphs of the transactions.

When a transaction detects a cycle in its serialization graph, two cases appear. First, the logical expression of the transaction is a conjunction of its subtransactions. In this case, any failure of one of its children involves a failure of the transaction. In the second case, if a disjunction appears in the logical expression of the transaction, then a victim can be chosen among the children of the transaction. The chosen victim transaction must fail in order to delete the cycle in the graph, after receiving an “Error!” message from its parent transaction.

4.4. State transitions of transactions

The state diagram of a Web service transaction is represented by Figure 5. It contains seven states. The *Initial* state of the diagram means that the transaction does not have started its execution yet.

When a transaction changes its state, it informs its parent about this change by sending its serialization graph. In addition, leaf transactions inform the peers whose services have been invoked.

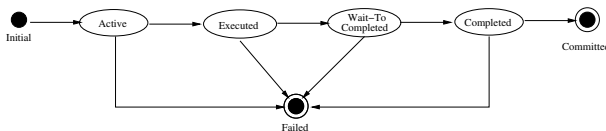


Figure 5. State diagram of a WS transaction.

In certain cases, a transaction changes its state *if and only if* the following two conditions are valid: (1) the

evaluation of the logical expression of the transaction is true and (2) no cycle appears in the serialization graph of the transaction. In the following, we call this verification *Execution Control Consistency (ECC)*. The logical expression of a leaf transaction is true if the service has been correctly invoked by the transaction. The transitions between states depend on the messages received or sent by a transaction and on the position of the transaction in the hierarchy, as explained below.

Transition between *Initial* state and *Active* state:

- For the root transaction: When the user’s request is initiated the root transaction becomes *Active*, sends an “Execute!” message to all its children and waits for their answers.
- For leaf transactions: After receiving an “Execute!” message from its parent, a leaf transaction becomes *Active*, sends an invocation message to the peer and waits for the peer’s answer.
- For non-leaf transactions: After receiving an “Execute!” message from its parent, a non-leaf transaction broadcasts the “Execute!” message to its children and waits for their answers.

Transition between *Active* state and *Executed* state:

- For leaf transactions: After receiving a message from the peer indicating that its service has been correctly executed. The transaction updates its serialization graph from the informations sent by the peer, sends it to its parent with an “Executed” message and changes to *Executed* state.
- For non-leaf transactions: After receiving a message “Executed” from (at least one of) its children and if the ECC is verified. Each non-leaf transaction (except the root), sends an “Executed” message to its parent and changes to *Executed* state. For example, if transaction T_{12} receives two messages indicating that both sub-transactions T_{121} and T_{122} (or T_{121} and T_{123}) have been executed then T_{12} changes to *Executed* state.

In the rest, each time that a transaction evaluates its logical expression, it sends a message to each of its children transactions. This message is either an “Error!” message intended to the children of the invalid part of its logical expression, or a “Complete!” or “Commit!” message intended to the children of the valid part of its logical expression.

Transition between *Executed* state and *Wait-To-Completed* state

- For the root transaction: After sending a “*Complete!*” message to its children. The root transaction goes to *Wait-to-Completed* state.
- For the other transactions: When receiving a “*Complete!*” message from its parent transaction. In addition, each non-leaf transaction sends a “*Complete!*” or an “*Error!*” message to its children, depending on the evaluation of its logical expression.

Transition between *Wait-To-Completed* state to *Completed* state:

- For all the transactions: The transition to state *Completed* is possible if no other transaction precedes the transaction in its serialization graph. In the following, this situation is called *No Dependence*.
- For leaf transactions: After sending a message “*Completed*” to the peer whose service has been invoked, and if there is *No Dependence*. For example, transactions T_{111} , T_{122} and T_{123} can go to state *Completed* after receiving a “*Complete!*” message from their parent transaction, because *No Dependence* appears.
- For non-leaf transactions: After receiving a message “*Completed*” from (at least one of) its children and if the *ECC* is verified and if there is *No Dependence*.

Transition between *Completed* state and *Committed* state:

- For the root transaction: As soon as the transaction has sent “*Commit!*” to its children.
- For the other transactions: After receiving a “*Commit!*” message from its parent transaction. This message is broadcasts to the *Completed* children by non-leaf transactions or to the peers by leaf transactions.

Transition between *Active/Executed/Wait-To-Completed/Completed* states and *Failed* state:

- For leaf transactions: After receiving an “*Error!*” message from the peer or from its parent transaction. For example, if there is only one flight seat available, peer P_1 sends an “*Error!*” message to transactions T_{13} and T_{121} after receiving a “*Complete!*” message from T_{111} . When a peer allows the compensation of transactions, the transition to state *Failed* of a leaf transaction involves the execution of a compensation transaction (invoking a compensation service).
- For the other transactions: After receiving an “*Error!*” message from its parent, or if the evaluation of the logical expression of the transaction is false. The logical expression evaluation is done by a transaction after receiving a

message from one of its children or after choosing one of its children to be a victim in case of cycle in its serialization graph. For example, when T_{13} informs its parent transaction it has failed, the state of T_1 becomes *Failed* because the logical expression of T_1 becomes false after the failure of T_{13} .

5. Related work

Designing a set of service to achieve a composite Web service has been tackled by workflow systems and by advanced transactional models. These two classes of approaches are complementary but suffer from concurrency control for the first one and from inflexibility of compositions for the second one.

Workflows are flexible but lack transactional reliability. To overcome this limitation, the approach of [1] [2] proposes to validate the transactional requirements of the user once a composition of Web service has been created. On the other hand, the approach of [8] integrates the user transactional requirements as a part of the composite Web service building process.

Among advanced transactional models, emerging standards, such as WS-Transaction [4], BTP [10] [12], and WS-TMX [3], propose two-phase centralized orchestration of composite Web services [5]. To overcome the bottleneck associated with a centralized controller, several approaches [6] [13] [14] propose a decentralized orchestration of composite Web services. In [6], the authors use an extension of the two-phase coordination protocol. In addition, their approach allows the user to express maximality and minimality constraints over the set of services expected to the validation phase. However, this model is limited to a sequential execution of transactions. In contrast, in [14], the authors present a multi-level model for service composition that does not support users’ constraints. Another related work is presented in [13] describing a decentralized coordination of web services in peer-to-peer environment. This approach is based on serialization graph testing but does not take into account user preferences and is also limited to a sequential execution of transactions.

As a consequence, none of these aforementioned approaches is able to implement an “à la carte” composite web service, such as expressed our online trip example. Indeed, our model allows users to express their constraints over the set of composite Web services. It is based on open nested transaction model [15] in a peer-to-peer context as for [13]. Moreover, our approach takes advantage from the transaction hierarchy to achieve global concurrency control.

6. Conclusion

This article has presented a transactional execution model for user-tailored composite Web services. Since component Web services can be dynamically invoked and are generally implemented as black boxes, concurrency between them may appear. To deal with this, we use an optimistic protocol and the hierarchical structure of the composition to ensure global concurrency control. The globally correct execution of the composite Web service is achieved by communication among dependent subtransactions and the peers they have accessed.

This article has presented the basic concepts of our approach. For the moment, the user's request is translated into a logical expression over the transaction hierarchy, without any analyzing of its semantic. This issue is our future research challenge.

Acknowledgements

The authors would like to thank Claudia Bauzer-Medeiros (Univ. Campinas - Brazil) for her helpful suggestions.

References

- [1] Bhiri, S., Perrin, O. and Godart, C., "Extending workflow patterns with transactional dependencies to define reliable composite Web services", In *Proc. of the Advanced Int. Conf. On Telecom. And on Internet and Web Appli. And Services (AICT/ICIW 2006)*, Guadeloupe (France), 2006
- [2] Bhiri, S., Gaaloul, W. and Godart, C., "Discovering and Improving Recovery Mechanisms of Composite Web Services", In *Proc. of IEEE Int. Conf. on Web Services (ICWS 2006)*, Chicago (USA), 2006, pp. 99-110.
- [3] Bunting, D., Chapman, M. Hurley, O., Little, M., Mischinsky, J., Newcomer, E., Webber, J., and Swenson, K., "Web Services Transaction Management (WS-TXM)", Technical report, 2003
- [4] Cabrera, F., Copeland, G., Cox, B., Freund, T., Klein, J., Storey, T. and Thatte, S., "Web Services Transaction (WS-Transaction)". Technical report, 2002
- [5] Chafle, G., Chandra, S., Mann V. and Gowri Nanda, M., "Decentralized orchestration of composite Web services", In *Proc. of the 13th Int. World Wide Web Conf. (WWW 2004)*, New-York (USA), 2004, pp. 134-143
- [6] Fauvet, M.C., Duarte, H., Dumas, M., and Benatallah, B., "Handling Transactional Properties in Web Service Composition". in *Proc. of the Int. Conf. WISE2005, New York City (NY)*, P. 273-289, November, 2005
- [7] Hrastnik, P. and Winiwarter, W., "TWSO – Transactional Web Service Orchestrations", *Journal of Digital Information Management*, 4(1), 2006
- [8] Montagut, F. and Molva, R., "Augmenting Web services composition with transactional requirements", In *Proc. of IEEE Int. Conf. on Web Services (ICWS 2006)*, Chicago (USA), September 18-22, 2006
- [9] Moss, J., *Nested transactions: an approach to reliable distributed computing*. Massachusetts Institute of Technology, Cambridge, MA, USA, 1985
- [10] OASIS, "Business Transaction Protocol (BTP) Specification Version 1.0.", Technical report, 2002
- [11] Papazoglou, M., "Web Services and Business Transactions", *World Wide Web: Internet and Web Information Systems*, 6(1), pp. 49–91, 2003
- [12] Potts, M., Cox, B., and Pope, B., "Business transaction protocol primer", Technical report, OASIS Committee, 2002
- [13] Türker, C., Haller, K., Schuler, C., and Schek, H.-J., "How can we support Grid Transactions? Towards Peer-to-Peer Transaction Processing", In *Second Biennial Conf. on Innovative Data Systems Research (CIDR 2005)*, Asilomar, CA (USA), pp. 174–185, 2005
- [14] Vidyasankar, K., and Vossen, G. "A multi-level model for Web service composition". In *Proc. of the IEEE International Conference on Web Services (ICWS'04)*, 2004
- [15] Weikum, G. and Schek, H.-J., "Concepts and Applications of Multilevel Transactions and Open Nested Transactions", In *Database Transaction Models for Advanced Applications*, pp. 515–553, 1992
- [16] Younas, M. and Chao, K-M., "A tentative commit protocol for composite Web services". *Journal of Computer and System Sciences*, 72:1226–1237, 2006